

Create Initial Parent Account



**ST. THERESA CATHOLIC SCHOOL – PHOENIX
PARENTSWEB**

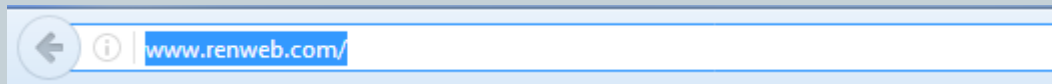
Open Browser



IE, Google Chrome, Firefox, etc.

Enter www.renweb.com into the URL input box

Press Enter to navigate to the RenWeb home page.



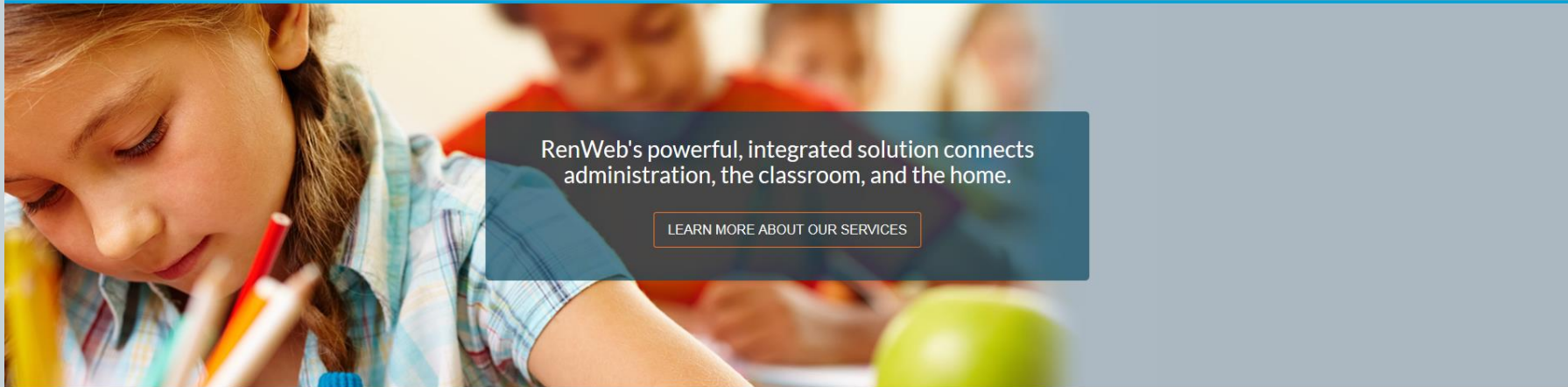
Land on RenWeb site



[HOME](#) [OUR SERVICES](#) [ABOUT US](#) [RESOURCES](#) [VIDEO](#) [SUPPORT](#) [BLOG](#)

Search [LOG IN](#)

[REQUEST A DEMO](#)



RenWeb's powerful, integrated solution connects administration, the classroom, and the home.

[LEARN MORE ABOUT OUR SERVICES](#)

[REGISTER FOR A LIVE WEBINAR!](#)

Get RenWeb for \$295 down and make no payments until January 1, 2018. Get a quote today!

The Leader in School Administration Software

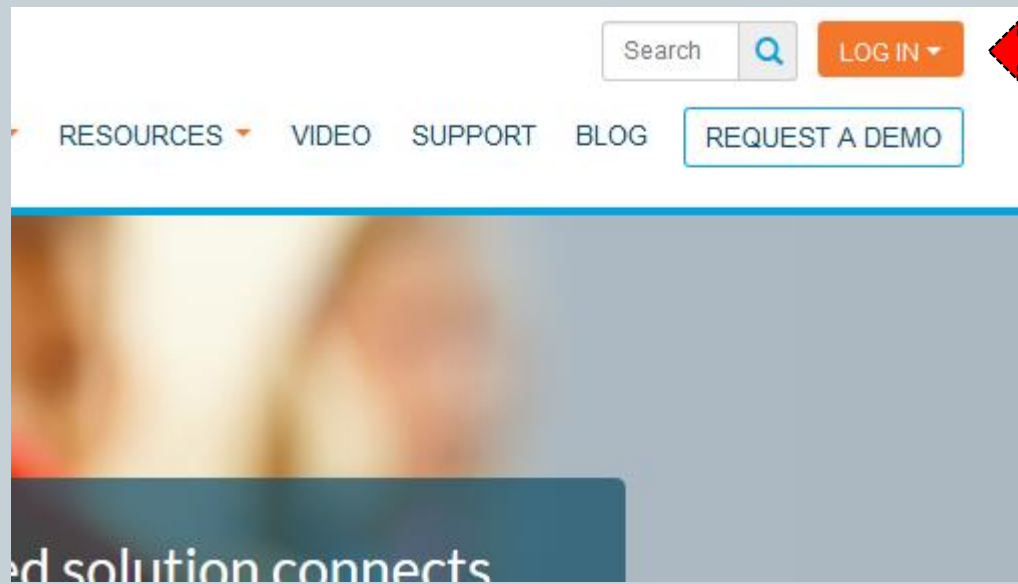
Just ask the 4,000+ schools who experience every day why RenWeb is so much more than school management software.

Over the past 15 years, we have created an unparalleled school information management system where every integrated piece works together to create a seamless experience.

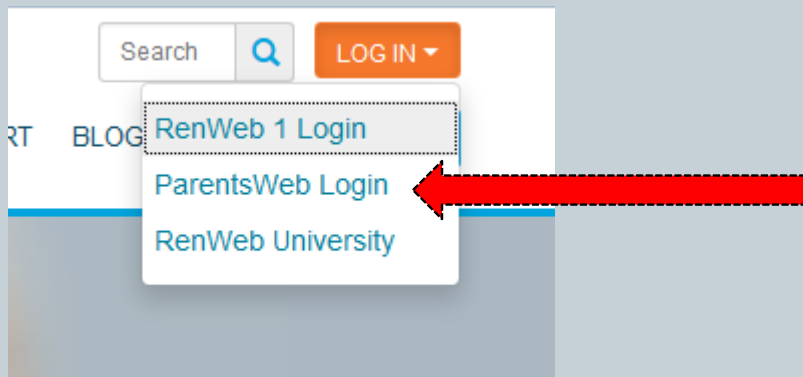
Schools enjoy RenWeb's anytime, anywhere access for students and parents via tablets and mobile phones. Schools also appreciate our



Click on Login Button



Dropdown Menu – Click on ParentsWeb Login



Land on ParentsWeb Login Page



RenWeb ParentsWeb Login

District Code:

User Name:

Password (case-sensitive):

[Forgot User Name/Password?](#)

[Create New ParentsWeb Account](#)

Powered By [RenWeb](#) | [Privacy](#)



Announcing RenWeb Home App Now Available for both Android and iPhone Users!

Provides Parents and Students Always-Logged-In Instant Access to Student Grades and Homework, School Announcements and Directories, and Much, Much More!

Now featuring Lunch Ordering & Online Payments at Participating Schools

RenWeb Home provides access to ParentsWeb information along with the conveniences of an Smartphone App for an annual subscription of **\$4.99 per household**. Features include:

- Always-logged-in instant access to ParentsWeb information anytime, anywhere via iPhones and Android devices.
- Smartphone integration with the School Directory, allowing you to Tap & Send emails or place phone calls instantly to School Directory listings for parents and faculty.
- Ability to import homework assignments, school calendar events and directory listing to Smartphone calendars and contacts.
- Online lunch ordering and online payments for lunch, miscellaneous charges and tuition fees at participating schools.

Available now in [Apple App Store](#) and [Google Play Store](#). Search "RenWeb Home".

[Learn More](#)



- * Enter ST-AZ District Code
- * Click on [Create New Parents Web Account Link](#)

RenWeb ParentsWeb Login

District Code:

User Name:

Password (case-sensitive):

[Forgot User Name/Password?](#)

Parent

Student

Staff

Login

[Create New ParentsWeb Account](#)

- * Enter Email Address
- * Click on Create Account Button

RenWeb ParentsWeb Login

District Code:

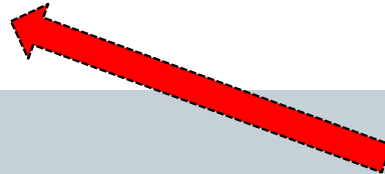
ST-AZ

Email:

Newfamily@gmail.com

Create Account

[Back to Login](#)



Follow instructions and check your email



RenWeb ParentsWeb Login

District Code:

Email:

An email has been sent to drthomas.dedinger@gmail.com. Please check the email and click link provided to gain access to page where you can create your username and password. For security purpose that link will only be active for 6 hours.

[Create Account](#) [Back to Login](#)

Click on link to create your ParentsWeb login



RenWeb Support <autoemail@renweb.com>

6:47 PM (8 minutes ago) ☆



to me ▾

This email is in response to your request to create an account for RenWeb's ParentsWeb. Please click the link below to create your username and password. The link below will remain active for 6 hours. If you did not make this request please contact your RenWeb school administrator.

Once you click the link below, you will have 6 hours to create your login credentials.

[Click to create your ParentsWeb login](#)



RenWeb Technical Support Team

Change/Create Password screen should appear



Change/Create Password

Name

Person ID Username

Password

Confirm

Fatherof Greatfamily 1204985

Save Username and/or Password

Pick a Username and Password

Enter Username and Password – Please remember both!

Change/Create Password

Name	Person ID	Username	Password	Confirm	
Fatherof Greatfamily	1204985	<input type="text" value="FOG"/>	<input type="password" value="..."/>	<input type="password" value="..."/>	<input type="button" value="Save Username and/or Password"/>

Passwords must be 6 or more characters and have both letters and numbers



Error: For security reasons RenWeb requires passwords to be at least 6 characters long and they must include both letters and numbers. Please change your password in order to comply.

Change/Create Password

Name	Person ID Username	Password	Confirm	
Fatherof Greatfamily	1204985	<input type="text"/>	<input type="text"/>	<input type="button" value="Save Username and/or Password"/>

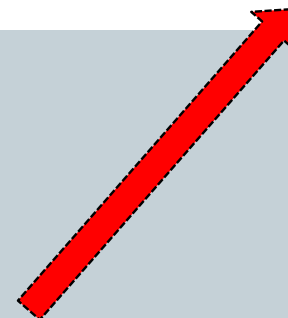
Click on Save Username and/or Password Button



Username/Password successfully updated.

Change/Create Password

Name	Person ID	Username	Password	Confirm	
Fatherof Greatfamily	1204985	<input type="text" value="FOG"/>	<input type="password" value="*****"/>	<input type="text"/>	<input type="button" value="Save Username and/or Password"/>



Go to www.renweb.com



Search 

LOG IN 

HOME

OUR SERVICES 

ABOUT US 

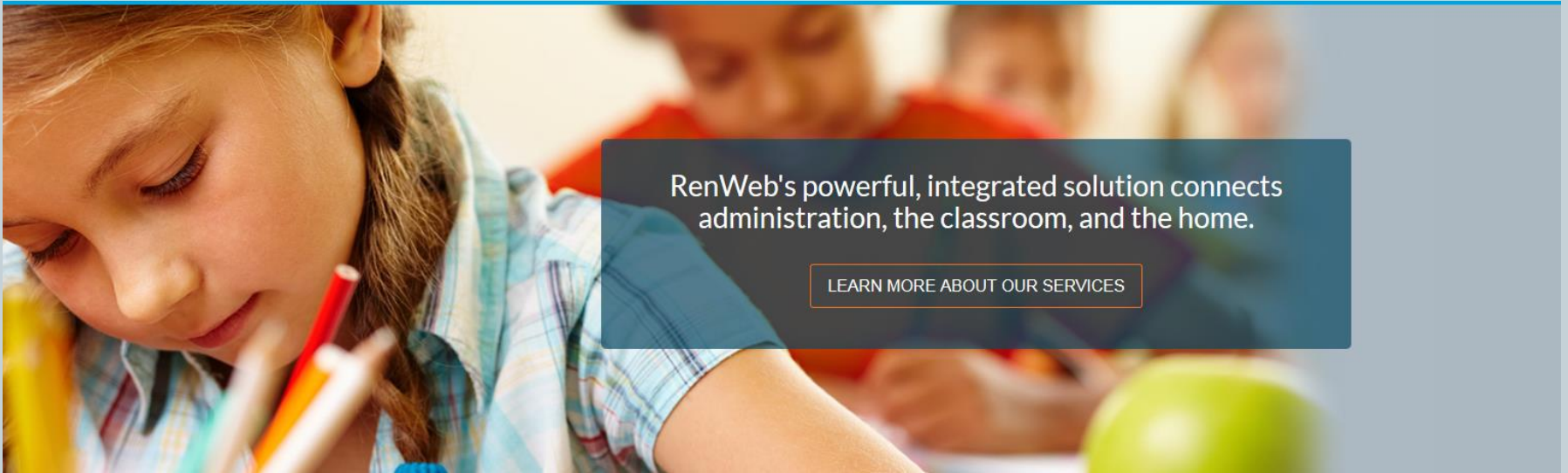
RESOURCES 

VIDEO

SUPPORT

BLOG

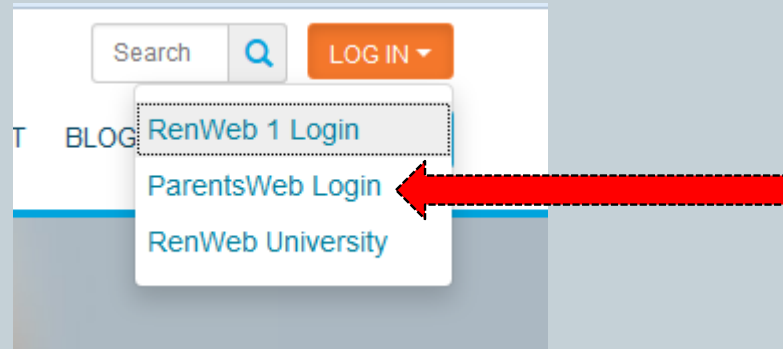
REQUEST A DEMO



RenWeb's powerful, integrated solution connects administration, the classroom, and the home.

LEARN MORE ABOUT OUR SERVICES

Again, choose ParentsWeb Login from dropdown list



Enter ST-AZ district code
Username just created
Password created

RenWeb ParentsWeb Login

District Code:

User Name:

Password (case-sensitive):

[Forgot User Name/Password?](#)

Parent

Student

Staff

Login

[Create New ParentsWeb Account](#)

Click on Login Button



RenWeb ParentsWeb Login

District Code:

User Name:

Password (case-sensitive):

[Forgot User Name/Password?](#)



[Create New ParentsWeb Account](#)

Success!



The screenshot shows the website for Saint Theresa Catholic School. At the top left is the school's seal, which features a circular emblem with a cross and other religious symbols, surrounded by the text "SAINT THERESA CATHOLIC SCHOOL". To the right of the seal, the school's name "SAINT THERESA CATHOLIC SCHOOL" is displayed in a serif font. Below the name is a dark blue navigation bar with white text links: "ABOUT | ADMISSIONS | ACADEMIC | PARENTS | STUDENT LIFE | ALUMNI | SUPPORT STCS | CONTACTS".

On the left side of the main content area, there is a vertical menu with a blue background and white text. It starts with a "Welcome Back:" section for "Fatherof Greatfamily" with a "Logout" button. Below this are sections for "School Information" (with a dropdown arrow), "School Home" (highlighted in red), "Directory", "Resource Documents", and "Web Forms". Further down are "Student Information", "Family Information", and "Resources", each with a dropdown arrow.

At the bottom of the menu, there is a "Latest Newsletter" section with an envelope icon. Below that is a "Get the RenWeb Home App" section with "Download on the App Store" and "GET IT ON Google play" buttons. A small text block below the app buttons says "Learn More about the RenWeb Home app for accessing ParentsWeb information via the convenience of an app!". At the very bottom of the menu is a "TRUSTED" logo with the text "SCHOOL DISTRICT".

The main content area on the right is currently blank. At the bottom of the website, a dark blue footer contains the following text: "Saint Theresa Catholic School 801 East Thomas Road Phoenix, AZ 85018 Phone 602.840.0010 Fax 602.840.8323 Visit Our Parish".

Problems?



Contact the School office (602) 840-0010